200 Series
Voltage Output Pressure Transducer



Voltage output, 3-wire

200 Series	0-5 Vdc, 1-5 Vdc, 1-6 Vdc, 0-10 Vdc, 1-11 Vdc		
CONNECTION TYPE (CODE)	V+	COMMON	OUTPUT
DIN EN 175301-803 Form C (7)	1	2	3
DIN EN 175301-803 Form C w/ Cable (1)	Red	Black	White
4 or 6-Pin Bayonet (2 or 3)	A	B	C
1/2" NPT Conduit w/ Cable (6)	Red	Black	White
M12 x 1, 4-Pin (25)	1	3	4
Integral Cable (36)	Red	Black	White

300 Series
Compact OEM Pressure Transmitter/Transducer

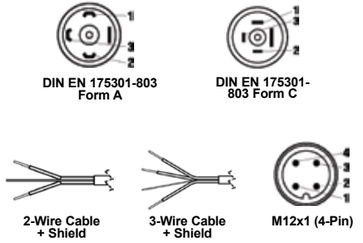

Current output, 2-wire

300 Series	4 mA to 20 mA	
CONNECTION TYPE (CODE)	V+	V-
DIN EN 175301-803 Form A (8 or 14), DIN EN 175301-803 Form C (7)	1	2
DIN EN 175301-803 Form A w/ Cable (1)	Red	Black
M12 x 1, 4-Pin (25)	1	3
Integral Cable, Unshielded (36)	Brown	Blue

Voltage output, 3-wire

300 Series	0-5 Vdc, 1-5 Vdc, 1-6 Vdc, 0-10 Vdc, 1-11 Vdc		
CONNECTION TYPE (CODE)	V+	COMMON	OUTPUT
DIN EN 175301-803 Form A (8 or 14), DIN EN 175301-803 Form C (7)	1	2	3
DIN EN 175301-803 Form A w/ Cable (1)	Red	Black	White
M12 x 1, 4-Pin (25)	1	3	4
Integral Cable, Unshielded (36)	Brown	Blue	Black

612 & 613 Series
Submersible Level Transmitter/Transducer

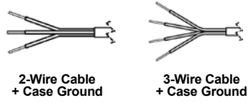

NOTE: Vent tube included for atmospheric compensation.

Current output, 2-wire

612 & 613 Series	4 mA to 20 mA		
CONNECTION TYPE (CODE)	V+	V-	CASE GROUND
PUR Cable	Brown	Green	Gray
FEP Cable	Brown	White	Blue
PVC Cable	Red	Black	Bare

Voltage output, 3-wire

612 & 613 Series	0-5 Vdc, 0-10 Vdc, 0.5 to 2.5 Vdc			
CONNECTION TYPE (CODE)	V+	COMMON	OUTPUT	CASE GROUND
PUR Cable	Brown	Green	White	Gray
FEP Cable	Brown	Green	White	Gray

615 & 616 Series
High Accuracy Heavy-Duty Pressure Transmitter/Transducer

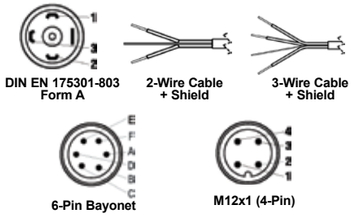

Current output, 2-wire

615 & 616 Series	4 mA to 20 mA	
CONNECTION TYPE (CODE)	V+	V-
DIN EN 175301-803 Form A (8 or 14)	1	2
DIN EN 175301-803 Form A w/ Cable (1)	Red	Black
6-Pin Bayonet (3)	A	B
1/2" NPT Conduit w/ Cable (6)	Red	Black
M12 x 1, 4-Pin (25)	1	3
Integral Cable (36)	Red	Black

Voltage output, 3-wire

615 & 616 Series	0-5 Vdc, 1-5 Vdc, 1-6 Vdc, 0-10 Vdc, 1-11 Vdc		
CONNECTION TYPE (CODE)	V+	COMMON	OUTPUT
DIN EN 175301-803 Form A (8 or 14)	1	2	3
DIN EN 175301-803 Form A w/ Cable (1)	Red	Black	White
6-Pin Bayonet (3)	A	B	C
1/2" NPT Conduit w/ Cable (6)	Red	Black	White
M12 x 1, 4-Pin (25)	1	3	4
Integral Cable (36)	Red	Black	White

640 Series
Precision Heavy Duty Pressure Transmitter/Transducer



Current output, 2-wire

640 Series	4 mA to 20 mA	
CONNECTION TYPE (CODE)	V+	V-
M12 x 1, 4-Pin (25)	1	3
Integral Cable (1)	Brown	Blue

Voltage output, 3-wire

640 Series	0-5 Vdc, 0-10 Vdc, 0-20 mA		
CONNECTION TYPE (CODE)	V+	COMMON	OUTPUT
M12 x 1, 4-Pin (25)	1	3	4
Integral Cable (1)	Brown	Blue	Black

Electrical Installation:

4 mA to 20 mA Output

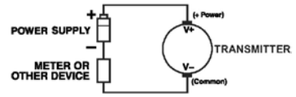

3-Wire Voltage Output

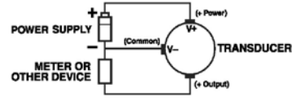

V+ = Supply Voltage
V- = 4 mA to 20 mA Signal
Output = Voltage Output Signal
Common = Supply Voltage Return/Ground

Load Limitations:

4 mA to 20 mA Output Only
Vmin = 10V + (.020 x RL)
RL = RS + RW
RL = Loop Resistance (ohms)
RS = Sense Resistance (ohms)
RW = Wire Resistance (ohms)

Load Limitations (612 & 613 Only):

4 mA to 20 mA Output Only
Vmin = [10V + (.020 x RL)] - RC
RL = RS + RW
RL = Loop Resistance (ohms)
RS = Sense Resistance (ohms)
RW = Wire Resistance (ohms)
RC = 0.0435 $\frac{\Omega}{ft}$ x cable length (ft.)

660 Series
High Performance Micro-Size Pressure Transmitter/Transducer



DIN EN 175301-803 Form C

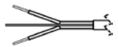
2-Wire Cable + Shield


3-Wire Cable + Shield



M12x1 (4-Pin)

Current output, 2-wire

660 Series	4 mA to 20 mA	
CONNECTION TYPE (CODE)	V+	V-
DIN EN 175301-803 Form C (7)	1	2
DIN EN 175301-803 Form C w/ Cable (1)	Red	Black
M12 x 1, 4-Pin (25)	1	3
Integral Cable (36)	Brown	Green

Voltage output, 3-wire

660 Series	1-5 Vdc, 0.1-10 Vdc		
CONNECTION TYPE (CODE)	V+	COMMON	OUTPUT
DIN EN 175301-803 Form C (7)	1	2	3
DIN EN 175301-803 Form C w/ Cable (1)	Red	Black	White
M12 x 1, 4-Pin (25)	1	3	4
Integral Cable (36)	Brown	Green	White

800 Series
Platinum Resistance Temperature Transmitter/Transducer



DIN EN 175301-803 Form A

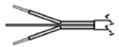
2-Wire Cable + Shield


3-Wire Cable + Shield



M12x1 (4-Pin)

Current output, 2-wire

800 Series	4 mA to 20 mA	
CONNECTION TYPE (CODE)	V+	V-
DIN EN 175301-803 Form A (8 or 14)	1	2
DIN EN 175301-803 Form A w/ Cable (1)	Red	Black
M12 x 1, 4-Pin (25)	1	3

Voltage output, 3-wire

800 Series	0-10 Vdc		
CONNECTION TYPE (CODE)	V+	COMMON	OUTPUT
DIN EN 175301-803 Form A (8 or 14)	1	2	3
DIN EN 175301-803 Form A w/ Cable (1)	Red	Black	White
M12 x 1, 4-Pin (25)	1	3	4

810 Series
Compact Temperature Transmitter



M12x1 (4-Pin)

Current output, 2-wire

810 Series	4 mA to 20 mA	
CONNECTION TYPE (CODE)	V+	V-
M12 x 1, 4-Pin (25)	1	3

Installation Information:

NOSHOK pressure & temperature transmitters/ transducers may be mounted in any plane with negligible effect on performance. Although these units are designed and manufactured to withstand substantial shock and vibration, it is recommended that they be mounted in an area of minimal vibration. Always use a wrench on the wrench flats when installing. NEVER use a pipe wrench on the housing or in the area of the electrical connection.

Maintenance/Calibration:

NOSHOK pressure and temperature transmitters/ transducers require no maintenance. Recalibration is dependent on the users Quality Assurance Program. If no program is in place, NOSHOK recommends a 1 year cycle.

Alignment Procedure (applies only to 100, 200, 615/616, and 640 series):

Using a pressure source and meter with adequate accuracy, perform the following steps:

- Open sensor
- With no pressure applied, adjust the "Z" potentiometer for the correct Zero output
- Apply the correct full scale pressure to the unit
- Adjust the "S" potentiometer for the correct Span output

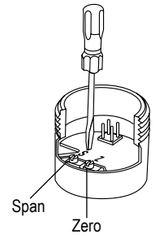

NOSHOK

www.noshok.com

NOSHOK

Transmitters/Transducers Wiring Diagrams

100 Series
Current Output Pressure Transmitter



DIN EN 175301-803 Form C


2-Wire Cable + Shield



4-Pin Bayonet



6-Pin Bayonet



M12x1 (4-Pin)

Current output, 2-wire

100 Series	4 mA to 20 mA	
CONNECTION TYPE (CODE)	V+	V-
DIN EN 175301-803 Form C (7)	1	2
DIN EN 175301-803 Form C w/ Cable (1)	Red	Black
4 or 6-Pin Bayonet (2 or 3)	A	B
1/2" NPT Conduit w/ Cable (6)	Red	Black
M12 x 1, 4-Pin (25)	1	3
Integral Cable (36)	Red	Black

1010 West Bagley Road • Berea, Ohio 44017
440-243-0888 • Fax 440-243-3472
E-mail: noshok@noshok.com • Web: www.noshok.com NWD 08-8-3