MODEL ULSS SINGLE TUBE
UNIGAUGE™ (PATENTED)

- Only wetted part is one-piece, clear FEP Teflon®
- Approved by the Factory Mutual System (150°F max)
- Available in any length up to 10 feet
  (Max length for FM approved models per specification below)
- Unobstructed visibility
- Maintenance free
- Patented one-piece SuperSeal inserts are self-sealing
- Flared FEP Teflon® forms flange gasket
- Excellent for corrosive, viscous, or sanitary process applications
- Rated up to 285 psig (ANSI 150)
- Polycarbonate sleeves rated up to 100°F
- Optional 316 SS
- ANSI Class 300 lb flanges are available
- Custom designs available; consult factory

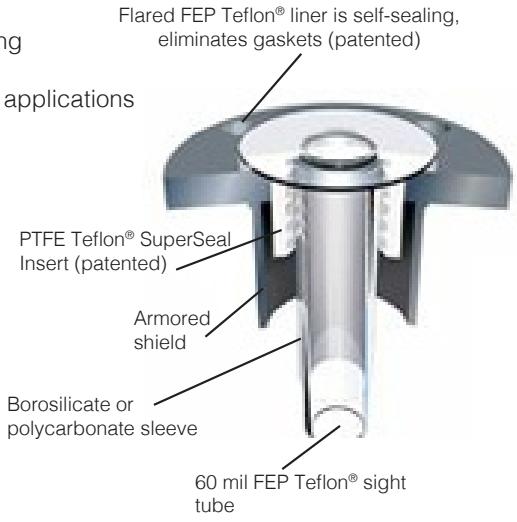



Standard Construction

- FEP Teflon® sight tube, flared
- PTFE Teflon® SuperSeal inserts
- Polycarbonate or borosilicate sight tube sleeve
- Epoxy-coated carbon steel shield and flanges
- ANSI Class 150-lb flanges

Model ULSS Specifications

Sight tube material	Sight tube size, in.	Sleeve tube material	Sleeve tube size, in.	Gauge rating, psig	Flange size, in. ANSI 150	Max Length FM approved, in.
FP FP	1.00 1.00	LX PI	1.25 1.00	150 150	1.00 1.00	96” 119”
FP	1.25	HW	1.50	285[1]	1.50	48
FP FP	1.50 1.50	LX PI	1.75 1.50	135 135	1.50 1.50	96 119
FP	1.63	HW	2.00	285[1]	2.00	59
FP FP	2.00 2.00	LX PI	2.25 2.00	115 115	2.00 2.00	96 119

FP = FEP Teflon® PI = Standard Borosilicate HW = Heavywall Borosilicate LX = Polycarbonate
Note: (1) Actual flange pressure rating may be less based on material selected.

GAUGE-TO-VESSEL CONNECTIONS

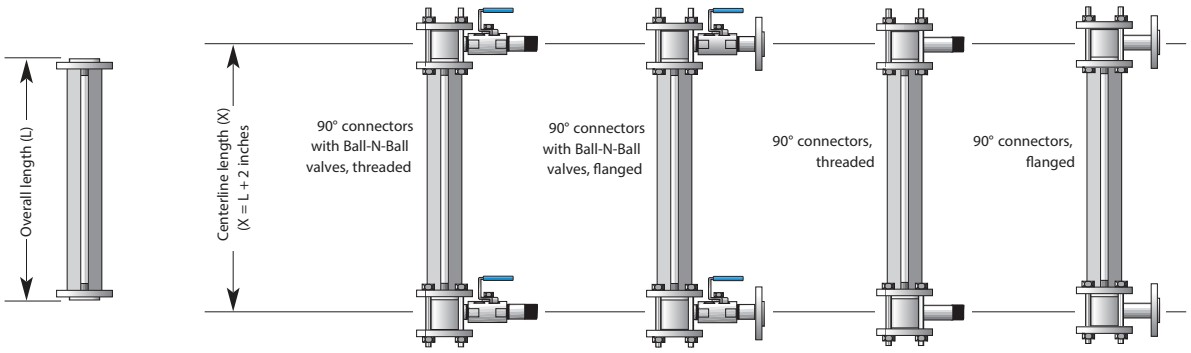

Visual Length = Overall length - 3 inches

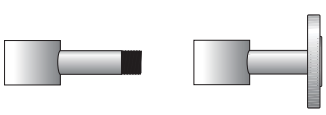

TC **FC**

Gauge Connectors

- Threaded 1/2 to 1 in. NPT (TC)
- Flanged 1/2 to 2 in. (FC)
- Carbon steel, 316 SS, or CPVC
- Socket weld or weld neck flanges are available



TV **FV**

Gauge Connector with Ball-n-ball valves

- Threaded 1/2 to 1 in. NPT (TC)
- Flanged 1/2 to 2 in. (FC)
- Carbon steel, 316 SS, or CPVC
- Socket weld or weld neck flanges are available

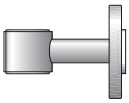

LC

PTFE Teflon®-lined Gauge Connector

- Flanged 3/4, 1, 1-1/2, 2 in.
- 150 or 300 lb. ANSI
- Carbon steel
- 316 SS

GAUGE ACCESSORIES

Blind Flanges

- Same size as gauge flange
- Captures connector with gasket and hardware
- Vent and drain sizes: 1/4 to 1 inch FNPT
- Carbon steel, 316 SS, or CPVC



Lined Reducing Flanges

- PTFE Teflon®-lined
- Sizes up to 10 in. x 8 in.
- Used in place of gauge connectors for non-standard installations

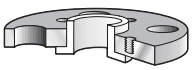

Calibration Scales

- Polycarbonate or 316 SS
- Inches/feet, total inches, or metric
- Custom-calibrated sight tubing available, consult factory



Explosion-Proof Illuminators

- 120-VAC, 56-watt, 3000-hour
- Class 1, Division 1, B, C, D, E
- Requires one lamp per 6 ft. of visual length

GAUGE AND CONNECTOR PART NUMBERS

Use the spaces below to generate the model number for your gauges. Codes for materials and diameters are from the chart below.

Overall length (L) inches	Gauge model	Sight tube material	Sight tube size	Flange/shield material	Gauge flange size	Sleeve tube material	Sleeve tube size	Connector type	Connector material	Gauge flange size	Connection size
	ULSS	FP									

Options:

- ☐ Calibrated Scale: Polycarbonate ___ 316 SS ___ Sight Glass ___ Feet/Inches ___ Total Inches ___ Metric ___ Other ___
- ☐ Level floats: Orange PP ___
- ☐ Explosive-proof illuminator
- ☐ Sight tube redlining
- ☐ Vent and drain valves: Carbon steel ___ 316 SS ___ CPVC ___
- ☐ PTFE-lined reducing flanges: Size _____ x _____

Codes for Part Numbers

Sight tube material	**Code**
FEP Teflon®	FP

Sleeve tube material	**Code**
Standard Borosilicate	PI
Heavywall Borosilicate	HW
Polycarbonate (100°F max)	LX

Shield/Flange Material	**Code**
Carbon Steel	CS
316 SS	S6

Connector Material	
Carbon Steel	CS
316SS	S6
CPVC	CP

Size, Inches	**Code**
1.00	10
1.25	12
1.50	15
1.62	16
1.75	17
2.00	20
2.25	22

Adaptive Industrial Solutions
sales@adaptiveind.com | (877) 818-5009